

## FLUSH PANEL HOUSINGS 'BB' FLUSH BACK BOXES

### APPLICATION

Proper mounting hardware can speed installation and help secure *LEE DAN*® lobby panels. Back boxes may be ordered in advance of panel delivery when projects need to be 'roughed in' in advance.

### SPECIFICATIONS

Size:	BB-101	.....	10 1/8"H, 4 1/8"W, 2 1/2"D
	BB-102	.....	10 1/8"H, 8 1/8"W, 2 1/2"D
	BB-201	.....	16 1/8"H, 4 1/8"W, 2 1/2"D
	BB-202	.....	16 1/8"H, 8 1/8"W, 2 1/2"D
	BB-203	.....	16 1/8"H, 12 1/8"W, 2 1/2"D
	BB-204	.....	16 1/8"H, 16 1/8"W, 2 1/2"D
	BB-205	.....	16 1/8"H, 20 1/8"W, 2 1/2"D
	BB-206	.....	16 1/8"H, 24 1/8"W, 2 1/2"D
	BB-207	.....	16 1/8"H, 28 1/8"W, 2 1/2"D
	BB-208	.....	16 1/8"H, 32 1/8"W, 2 1/2"D

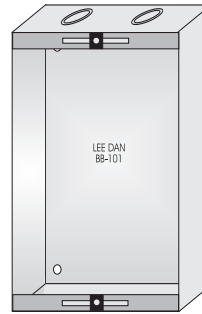
Finish: Galvanized Steel.

### ARCHITECTS' & ENGINEERS' SPECIFICATIONS:

Specified *LEE DAN*® panel shall mount on *LEE DAN* model BB-XXX (designate model number in place of X's) flush back box.

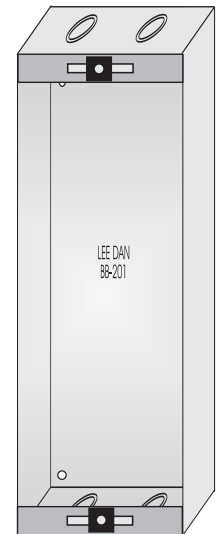
Flush back box shall be fabricated of galvanized steel, with knockouts top and bottom.

Consult Style "E"™ panel spec sheet A-102E, or Bravo™ panel spec sheet A-102B, or Centurion™ panel spec sheet A-102C, or Millennium™ panel spec sheet A-102M, or Quantum™ panel spec sheet A-102Q, or Van-Guard® panel spec sheet A-102V, or factory for actual model number of back box required.



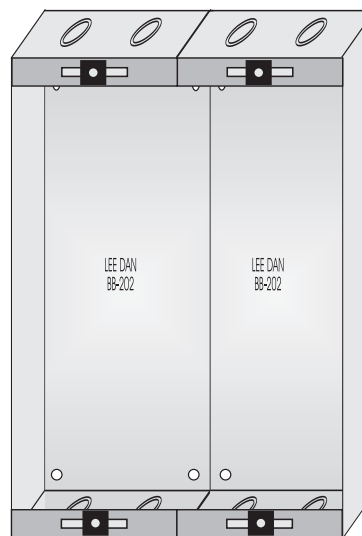
**BB-101**

Flush back box.  
Galvanized steel.  
1-Gang short height.



**BB-201**

Flush back box.  
Galvanized steel.  
1-Gang standard height.



**BB-202**

Flush back box.  
Galvanized steel.  
2-Gang standard height.