

# 1200 series

A new aspect of communication



**ELVAX®**  
Communicating in style

- VIDEO DOOR ENTRY SYSTEMS
- AUTOMATIC GATE SYSTEMS
- TELEPHONE SYSTEMS
- C.C.T.V.

## 1200 series

Excellent materials and stylish design guarantee the 1200 series a future at the forefront of the video door entry system market.

The new AISI 316 (V4A), 8/10 thick embossed stainless steel entrance panel can be flush mounted with backbox type 9092 and 9093, or surface wall-mounted using an AISI 316 (V4A), 15/10 stainless steel mount.

The entrance panel has a stainless steel front with two, die-cast aluminium header pieces to fasten the front to the frame using a special ELVOX screw. The frame is also stainless steel.

The call buttons are attached to the front plate of the entrance panel with a clear, polycarbonate, tamper-proof support. The clear, polycarbonate buttons are protected by a stainless steel cover. Two slots in the button cover provide excellent backlighting.

The entrance panel is compatible with ELVOX digital and analogue systems. The audio and video versions are identical externally to create a single solution for both applications.



The protection class for this series is **IP44**

Superb

communication characteristics





PVD-treated, gold-effect version.

The elements of the 1200 series enable the assembly of entrance panels for the Two-Wire, DigiBus, Sound System and A.C. call systems.

The entrance panels are supplied with a front plate and frame, to be completed with flush or surface mounted boxes, rainproof frames, push-buttons, LEDs for illuminating name tags, speech unit, video camera or electronic unit.

The entrance panels for Two-Wire, DigiBus, Sound System and A.C. call systems are similar in appearance, the differences being determined by the components used.

The entrance panels for Sound System or A.C. call systems require the addition of a speech unit or video camera, call buttons, LEDs for illuminating the push-buttons and flush or surface wall-mounted boxes.

The entrance panels for Two-Wire or DigiBus systems require the audio or video electronic unit, possibly additional push-button modules and the flush or surface wall-mounted boxes.

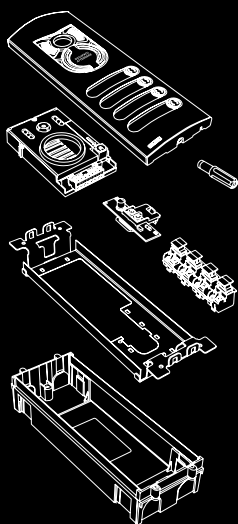
All of these entrance panels can be expanded with additional push-button panels or name tag panels by joining a number of flush-mounted boxes or by using the surface wall-mounted boxes with rainproof frames.

The entrance panels are also available with a gold effect treatment (colour code .../43, e.g. 1201/43)

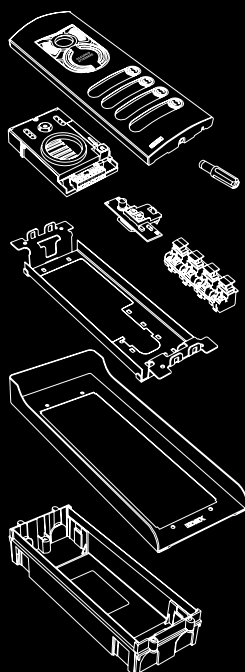


**1200**  
series

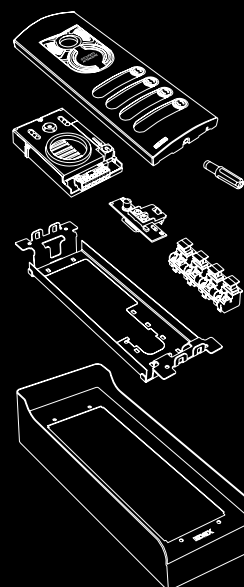




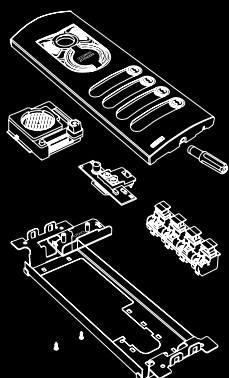
Flush wall-mounted installation.



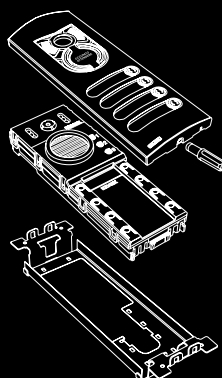
Flush wall-mounted installation with rainproof cover.



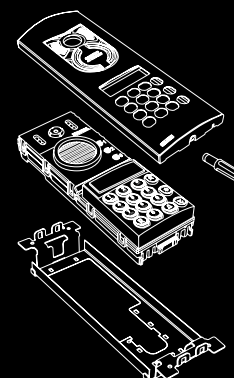
Surface wall-mounted installation with rainproof cover.



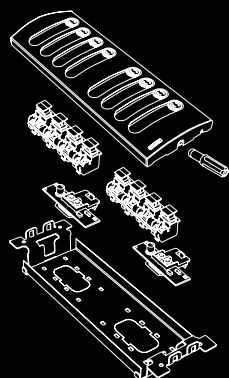
In order to assemble an audio or video entrance panel including call buttons, in systems with Sound System or A.C. call systems, add a speech unit or a video camera with a speech unit, name tag illuminating LED art. R260 (one for every 4 push-buttons), and push-buttons art. R200 or R200/50.



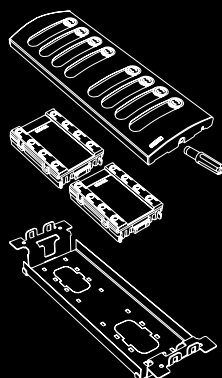
In order to assemble an audio or video entrance panel, including call-buttons, in Two-Wire or DigiBus systems, add only a video or audio push-button electronic unit.



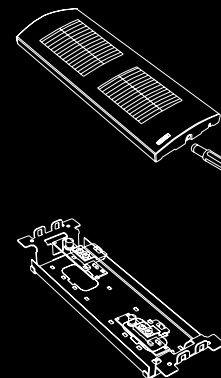
In order to assemble an audio or video entrance panel with a display and alphanumeric keypad, in Two-Wire or DigiBus systems, add a video or audio push-button electronic unit only.



In order to assemble an extension entrance panel including call buttons, in systems with Sound System or A.C. call systems, add name tag illuminating LED art. R260 (one for every 4 push-buttons), and push-buttons art. R200 or R200/50.



In order to assemble an extension entrance panel, including call buttons, in Two-Wire or DigiBus systems, add additional push-button modules only.



In order to assemble an extension entrance panel with name tags, in Two-Wire or DigiBus systems, no additional components are required.

**Entrance panels in 2 vertical modules for speech unit, video camera with speech unit or Two-Wire and DigiBus electronic push-button units.**

Dimensions (WxHxD): 282x100x22 mm.)



**Art. 1220**  
without push-buttons



**Art. 1221**  
with 1 push-button



**Art. 1222**  
with 2 push-buttons



**Art. 1223**  
with 3 push-buttons



**Art. 1224**  
with 4 push-buttons

Components for Sound System and A.C. call systems	Components for Two-Wire systems.	Components for DigiBus systems.
<p>Speech unit: <b>art. 930A, 930D, 930F.</b></p> <p>Video camera with speech unit: <b>art. 559A, 559B, 560A.</b></p> <p>Push-buttons: <b>art. R200, R200/50.</b></p> <p>LEDs for illuminating buttons: <b>art. R260.</b></p> <p>Diodes: <b>art. 2/994.</b></p> <p>Flush-mounted boxes: <b>art. 9092.</b></p> <p>Rainproof covers: <b>art. 1P21, 1P22, 1P23, 1P24.</b></p> <p>Surface-mounted boxes with rainproof cover: <b>art. 1E21, 1E22, 1E23, 1E24.</b></p>	<p>Audio electronic unit: <b>art. 12F3, 12F3/3 (NO for art. 1224).</b></p> <p>Video electronic unit: <b>art. 12F5, 12F5/3 (NO for art. 1224).</b></p> <p>Flush-mounted boxes: <b>art. 9092 or 9192.</b></p> <p>Rainproof covers: <b>art. 1P21, 1P22, 1P23, 1P24.</b></p> <p>Surface-mounted boxes with rainproof cover: <b>art. 1E21, 1E22, 1E23, 1E24.</b></p>	<p>Audio electronic unit: <b>art. 1283, 1283/3 (NO for art. 1224).</b></p> <p>Video electronic unit: <b>art. 1285, 1285/3 (NO for art. 1224).</b></p> <p>Flush-mounted boxes: <b>art. 9092 or 9192.</b></p> <p>Rainproof covers: <b>art. 1P21, 1P22, 1P23, 1P24.</b></p> <p>Surface-mounted boxes with rainproof cover: <b>art. 1E21, 1E22, 1E23, 1E24.</b></p>

**Entrance panels in 3 vertical modules for speech unit, video camera with speech unit or Two-Wire and DigiBus push-button electronic units.**

Dimensions (WxHxD): 396x100x22 mm.)



**Art. 1230**  
without push-buttons



**Art. 1231**  
with 1 push-button



**Art. 1232**  
with 2 push-buttons



**Art. 1233**  
with 3 push-buttons



**Art. 1234**  
with 4 push-buttons



**Art. 1235**  
with 5 push-buttons



**Art. 1236**  
with 6 push-buttons



**Art. 1237**  
with 7 push-buttons



**Art. 1238**  
with 8 push-buttons

Components for Sound System and A.C. call systems.	Components for Two-Wire systems.	Components for DigiBus systems.
<p>Speech unit: <b>art. 930A, 930D, 930F.</b></p> <p>Video camera with speech unit: <b>art. 559A, 559B, 560A.</b></p> <p>Push-buttons: <b>art. R200, R200/50.</b></p> <p>LEDs for illuminating buttons: <b>art. R260.</b></p> <p>Diodes: <b>art. 2/994.</b></p> <p>Flush-mounted boxes: <b>art. 9093 or 9193.</b></p> <p>Rainproof covers: <b>art. 1P31, 1P32, 1P33, 1P34.</b></p> <p>Surface-mounted boxes with rainproof cover: <b>art. 1E31, 1E32, 1E33, 1E34.</b></p>	<p>Audio electronic unit: <b>art. 12F3, 12F3/3 (NO for art. 1238).</b></p> <p>Video electronic unit: <b>art. 12F5, 12F5/3 (NO for art. 1238).</b></p> <p>Push-button modules: <b>art. 12TS.</b></p> <p>Flush-mounted boxes: <b>art. 9093 or 9193.</b></p> <p>Rainproof covers: <b>art. 1P31, 1P32, 1P33, 1P34.</b></p> <p>Surface-mounted boxes with rainproof cover: <b>art. 1E31, 1E32, 1E33, 1E34.</b></p>	<p>Audio electronic unit: <b>art. 1283, 1283/3 (NO for art. 1238).</b></p> <p>Video electronic unit: <b>art. 1285, 1285/3 (NO for art. 1238).</b></p> <p>Push-button modules: <b>art. 12TS.</b></p> <p>Flush-mounted boxes: <b>art. 9093 or 9193.</b></p> <p>Rainproof covers: <b>art. 1P31, 1P32, 1P33, 1P34.</b></p> <p>Surface-mounted boxes with rainproof cover: <b>art. 1E31, 1E32, 1E33, 1E34.</b></p>

**Additional push-button panels in 2 vertical modules for art. 122x.**

Dimensions (WxHxD): 282x100x22 mm.)



**Art. 1251**  
with 1 push-button



**Art. 1252**  
with 2 push-buttons



**Art. 1253**  
with 3 push-buttons



**Art. 1254**  
with 4 push-buttons



**Art. 1255**  
with 5 push-buttons



**Art. 1256**  
with 6 push-buttons



**Art. 1257**  
with 7 push-buttons



**Art. 1258**  
with 8 push-buttons

Components for Sound System and A.C. call systems.	Additional components for Two-Wire systems.	Additional components for DigiBus systems.
<p>Push-buttons: <b>art. R200, R200/50.</b></p> <p>LEDs for illuminating buttons: <b>art. R260.</b></p> <p>Diodes: <b>art. 2/994.</b></p> <p>Flush-mounted boxes: <b>art. 9092 or 9192.</b></p> <p>Rainproof covers: <b>art. 1P21, 1P22, 1P23, 1P24.</b></p> <p>Surface-mounted boxes with rainproof cover: <b>art. 1E21, 1E22, 1E23, 1E24.</b></p>	<p>Push-button modules: <b>art. 12TS.</b></p> <p>Flush-mounted boxes: <b>art. 9092 or 9192.</b></p> <p>Rainproof covers: <b>art. 1P21, 1P22, 1P23, 1P24.</b></p> <p>Surface-mounted boxes with rainproof cover: <b>art. 1E21, 1E22, 1E23, 1E24.</b></p>	<p>Push-button modules: <b>art. 12TS.</b></p> <p>Flush-mounted boxes: <b>art. 9092 or 9192.</b></p> <p>Rainproof covers: <b>art. 1P21, 1P22, 1P23, 1P24.</b></p> <p>Surface-mounted boxes with rainproof cover: <b>art. 1E21, 1E22, 1E23, 1E24.</b></p>

## Extension push-button panels in 3 vertical modules for art. 123x.

Dimensions (WxHxD): 396x100x22 mm



Art. 1261 with 1 push-button    Art. 1262 with 2 push-buttons    Art. 1263 with 3 push-buttons    Art. 1264 with 4 push-buttons    Art. 1265 with 5 push-buttons    Art. 1266 with 6 push-buttons    Art. 1267 with 7 push-buttons    Art. 1268 with 8 push-buttons    Art. 1269 with 9 push-buttons    Art. 1270 with 10 push-buttons    Art. 1271 with 11 push-buttons    Art. 1272 with 12 push-buttons

Additional components for Sound System and A.C. call systems.	Additional components for Two-Wire systems.	Additional components for DigiBus systems.
Push-buttons: <b>art. R200, R200/50.</b> LEDs for illuminating buttons: <b>art. R260.</b> Diodes: <b>art. 2/994.</b> Flush-mounted boxes: <b>art. 9093 or 9193.</b> Rainproof covers: <b>art. 1P31, 1P32, 1P33, 1P34.</b> Surface-mounted boxes with rainproof cover: <b>art. 1E31, 1E32, 1E33, 1E34.</b>	Push-button modules: <b>art. 12TS.</b> Flush-mounted boxes: <b>art. 9093 or 9193.</b> Rainproof covers: <b>art. 1P31, 1P32, 1P33, 1P34.</b> Surface-mounted boxes with rainproof cover: <b>art. 1E31, 1E32, 1E33, 1E34.</b>	Push-button modules: <b>art. 12TS.</b> Flush-mounted boxes: <b>art. 9093 or 9193.</b> Rainproof covers: <b>art. 1P31, 1P32, 1P33, 1P34.</b> Surface-mounted boxes with rainproof cover: <b>art. 1E31, 1E32, 1E33, 1E34.</b>

## Entrance panels for electronic units with display and alphanumeric keypad.

Dimensions (WxHxD): 282x100x22 mm.



Art. 122D  
for alphanumeric keypad

Components for Two-Wire systems.	Components for DigiBus systems.
Audio electronic unit: <b>art. 12F4.</b> Video electronic unit: <b>art. 12F7.</b> Flush-mounted boxes: <b>art. 9092 or 9192.</b> Rainproof covers: <b>art. 1P21, 1P22, 1P23, 1P24.</b> Surface-mounted boxes with rainproof cover: <b>art. 1E21, 1E22, 1E23, 1E24.</b>	Audio electronic unit: <b>art. 1284.</b> Video electronic unit: <b>art. 1287.</b> Flush-mounted boxes: <b>art. 9092 or 9192.</b> Rainproof covers: <b>art. 1P21, 1P22, 1P23, 1P24.</b> Surface-mounted boxes with rainproof cover: <b>art. 1E21, 1E22, 1E23, 1E24.</b>

## Extension entrance panels with name tags.

Dimensions (WxHxD): 282x100x22 mm.



Art. 122N  
with 15+15 names

Additional components for Two-Wire systems.	Additional components for DigiBus systems.
LEDs for illuminating name tags: <b>already incorporated.</b> Flush-mounted boxes: <b>art. 9092 or 9192.</b> Rainproof covers: <b>art. 1P21, 1P22, 1P23, 1P24.</b> Surface-mounted boxes with rainproof cover: <b>art. 1E21, 1E22, 1E23, 1E24.</b>	LEDs for illuminating name tags: <b>already incorporated.</b> Flush-mounted boxes: <b>art. 9092 or 9192.</b> Rainproof covers: <b>art. 1P21, 1P22, 1P23, 1P24.</b> Surface-mounted boxes with rainproof cover: <b>art. 1E21, 1E22, 1E23, 1E24.</b>

## Entrance panels for electronic units with display and alphanumeric keypad.

Dimensions (WxHxD): 396x100x22 mm.



Art. 123D  
for alphanumeric keypad

Components for Two-Wire systems.	Components for DigiBus systems.
Audio electronic unit: <b>art. 12F4.</b> Video electronic unit: <b>art. 12F7.</b> LEDs for illuminating name tags: <b>already incorporated</b> Flush-mounted boxes: <b>art. 9093 or 9193.</b> Rainproof covers: <b>art. 1P31, 1P32, 1P33, 1P34.</b> Surface-mounted boxes with rainproof cover: <b>art. 1E31, 1E32, 1E33, 1E34.</b>	Audio electronic unit: <b>art. 1284.</b> Video electronic unit: <b>art. 1287.</b> LEDs for illuminating name tags: <b>already incorporated</b> Flush-mounted boxes: <b>art. 9093 or 9193.</b> Rainproof covers: <b>art. 1P31, 1P32, 1P33, 1P34.</b> Surface-mounted boxes with rainproof cover: <b>art. 1E31, 1E32, 1E33, 1E34.</b>

## Extension entrance panels with name tags.

Dimensions (WxHxD): 396x100x22 mm.



Art. 123N  
with 15+15+15 names

Additional components for Two-Wire systems.	Additional components for DigiBus systems.
LEDs for illuminating name tags: <b>already incorporated.</b> Flush-mounted boxes: <b>art. 9093 or 9193.</b> Rainproof covers: <b>art. 1P31, 1P32, 1P33, 1P34.</b> Surface-mounted boxes with rainproof cover: <b>art. 1E31, 1E32, 1E33, 1E234.</b>	LEDs for illuminating name tags: <b>already incorporated.</b> Flush-mounted boxes: <b>art. 9093 or 9193.</b> Rainproof covers: <b>art. 1P31, 1P32, 1P33, 1P34.</b> Surface-mounted boxes with rainproof cover: <b>art. 1E31, 1E32, 1E33, 1E34.</b>

1200  
series



## Unparalleled protection

It can be supplied with an optional rainproof cover made of AISI 316 (V4A), 15/10 thick, embossed-effect stainless steel (or PVD-treated, gold effect).



**Surface wall-mounted boxes with rainproof cover for entrance panels 2 modules high (282 mm).**



**Art. 1E21**

for 1 entrance panel  
2 modules high.

Front dimensions (WxHxD): 120x296x74 mm

Back dimensions (WxH): 120x295 mm



**Art. 1E22**

for 2 entrance panels  
2 modules high.

Front dimensions (WxHxD): 220x296x74 mm

Back dimensions (WxH): 220x295 mm




**Art. 1E23**

for 3 entrance panels  
2 modules high.

Front dimensions (WxHxD): 320x296x74 mm

Back dimensions (WxH): 320x295 mm



**Art. 1E24**

for 4 entrance panels  
2 modules high.

Front dimensions (WxHxD): 420x296x74 mm

Back dimensions (WxH): 420x295 mm

**Surface wall-mounted boxes with rainproof cover for entrance panels 3 modules high (396 mm).**



**Art. 1E31**

for 1 entrance panel  
3 modules high.

Front dimensions (WxHxD): 120x410x74 mm

Back dimensions (WxH): 120x410 mm



**Art. 1E32**

for 2 entrance panels  
3 modules high.

Front dimensions (WxHxD): 220x410x74 mm

Back dimensions (WxH): 220x410 mm




**Art. 1E33**

for 3 entrance panels  
3 modules high.

Front dimensions (WxHxD): 320x410x74 mm

Back dimensions (WxH): 320x410 mm



**Art. 1E34**

for 4 entrance panels  
3 modules high.

Front dimensions (WxHxD): 420x410x74 mm

Back dimensions (WxH): 420x410 mm

**Rainproof covers for entrance panels 2 modules high (282 mm).**



**Art. 1P21**

for 1 entrance panel  
2 modules high.

Front dimensions (WxHxD): 120x296x39.5 mm

Back dimensions (WxH): 120x295 mm

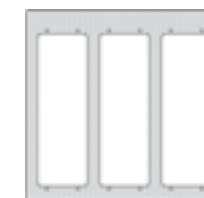


**Art. 1P22**

for 2 entrance panels  
2 modules high.

Front dimensions (WxHxD): 220x296x39.5 mm

Back dimensions (WxH): 220x295 mm




**Art. 1P23**

for 3 entrance panels  
2 modules high.

Front dimensions (WxHxD): 320x296x39.5 mm

Back dimensions (WxH): 320x295 mm



**Art. 1P24**

for 4 entrance panels  
2 modules high.

Front dimensions (WxHxD): 420x296x39.5 mm

Back dimensions (WxH): 420x295 mm

**Rainproof covers for entrance panels 3 modules high (396 mm).**



**Art. 1P31**

for 1 entrance panel  
3 modules high.

Front dimensions (WxHxD): 120x410x39.5 mm

Back dimensions (WxH): 120x410 mm



**Art. 1P32**

for 2 entrance panels  
3 modules high.

Front dimensions (WxHxD): 220x410x39.5 mm

Back dimensions (WxH): 220x410 mm

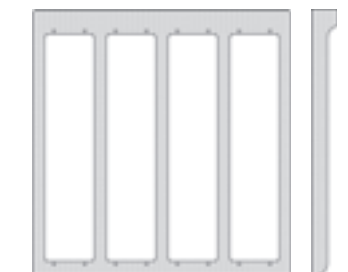


**Art. 1P33**

for 3 entrance panels  
3 modules high.

Front dimensions (WxHxD): 320x410x39.5 mm

Back dimensions (WxH): 320x410 mm



**Art. 1P34**

for 4 entrance panels  
3 modules high.

Front dimensions (WxHxD): 420x410x39.5 mm

Back dimensions (WxH): 420x410 mm

**Flush wall-mounted box for entrance panels  
2 modules high.**



**Art. 9092 o 9192**

Dim: 88x248x50 mm

**Flush wall-mounted box for entrance panels  
3 modules high.**



**Art. 9093 o 9193**

Dim: 88x360x50 mm

**1200**  
series

The new free-standing, floor-mounted communication post features the same materials and design as the 1200 series entrance panels.

The post is compatible with ELVOX digital and analogue systems and comes with individual call buttons or an alphanumeric keypad.

## The new Elvox column-mounted Entrance Panel



## Entrance panels for electronic units with display and alphanumeric keypad.



Column dimensions (WxHxD):  
145x1725x95 mm.

Base + column  
dimensions (WxHxD):  
200x1735x200 mm.

**Art. 12CD**  
for alphanumeric keypad


Components for Two-Wire systems.	Components for DigiBus systems.
Audio electronic unit: <b>art. 12F4</b> Video electronic unit: <b>art. 12F7</b>	Audio electronic unit: <b>art. 1284</b> Video electronic unit: <b>art. 1287</b>

A subtle presence creating a unique link with the future.

## Communication column for speech unit, video camera with speech unit or Two-Wire and DigiBus push-button electronic units.



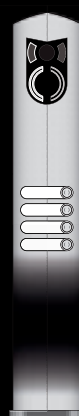
**Art. 12C1**  
with 1  
push-button



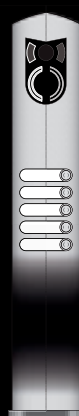
**Art. 12C2**  
with 2  
push-buttons



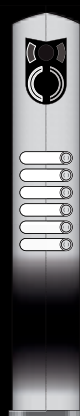
**Art. 12C3**  
with 3  
push-buttons



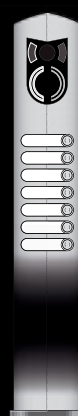
**Art. 12C4**  
with 4  
push-buttons



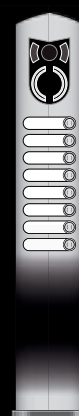
**Art. 12C5**  
with 5  
push-buttons



**Art. 12C6**  
with 6  
push-buttons



**Art. 12C7**  
with 7  
push-buttons



**Art. 12C8**  
with 8  
push-buttons

Column dimensions  
(WxHxD):  
145x1725x95 mm.

Base + column  
dimensions (WxHxD):  
200x1735x200 mm.

Components for Sound System and A.C. call systems.	Components for Two-Wire systems.	Components for DigiBus systems.
Speech unit: <b>art. 930A, 930D, 930F</b> Video camera with speech unit: <b>art. 559A, 559B, 560A</b> Push-buttons: <b>art. R200, R200/50</b> LEDs for illuminating buttons: <b>art. R260</b> Diodes: <b>art. 2/994</b>	Audio electronic unit: <b>art. 12F3</b> Video electronic unit: <b>art. 12F5</b>	Audio electronic unit: <b>art. 1283</b> Video electronic unit: <b>art. 1285</b>