

# 1601 or 1602 Manual Release Kit

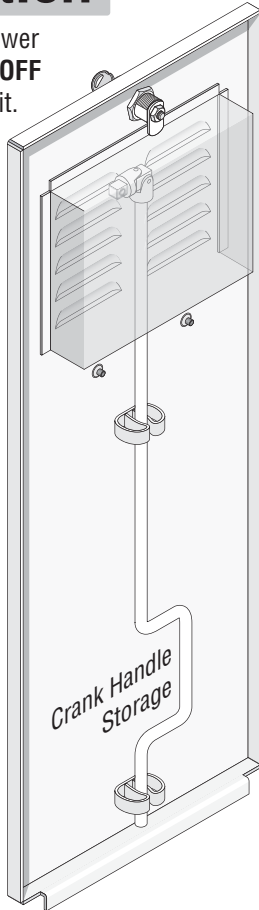
This kit is designed for the 1601 or 1602 barrier gate operators **WITHOUT** the convenience open option. It provides an interlock power cut-off switch when manually using crank handle to move the arm up or down. **DO NOT** install on convenience open models.

**Kit Includes:** Pre-wired Interlock assembly, Double motor pulley, Crank handle, 2 spring clips with lock nuts.

## Installation

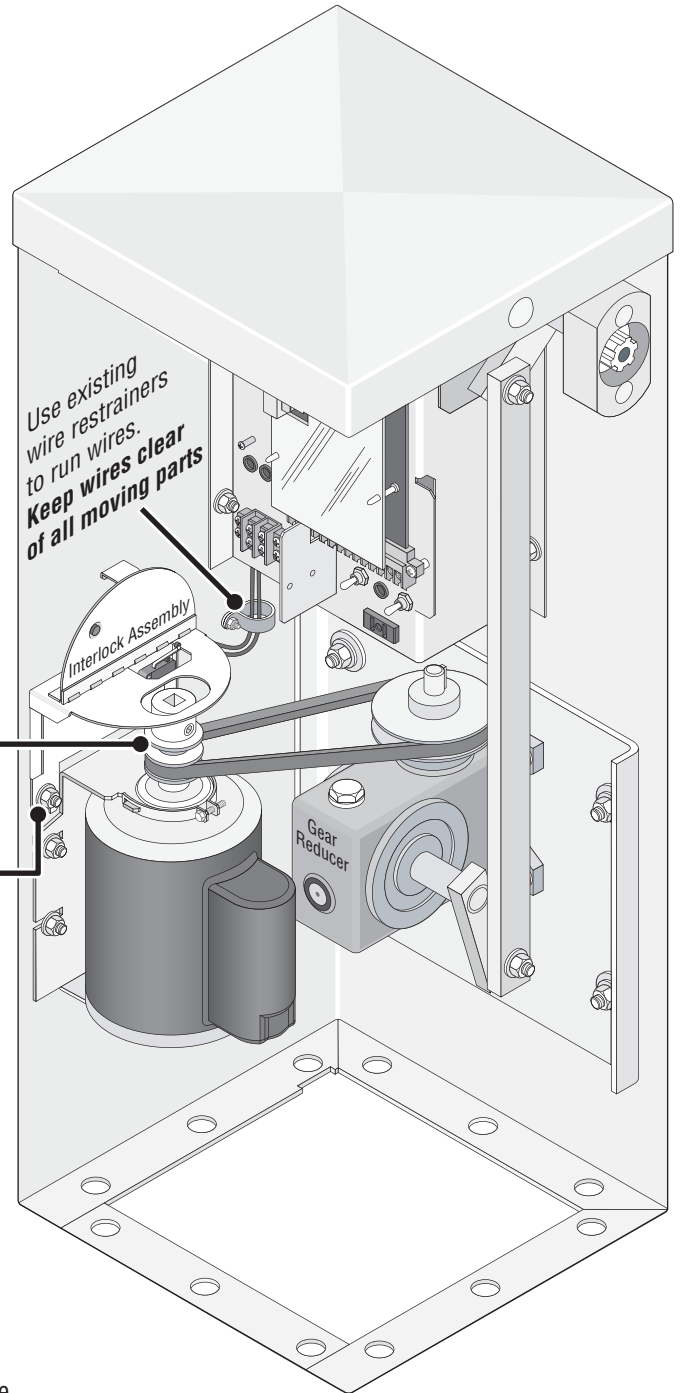
Make sure that power to the operator is **OFF** before installing kit.

Mount spring clips with lock nuts on existing threaded studs inside access door.

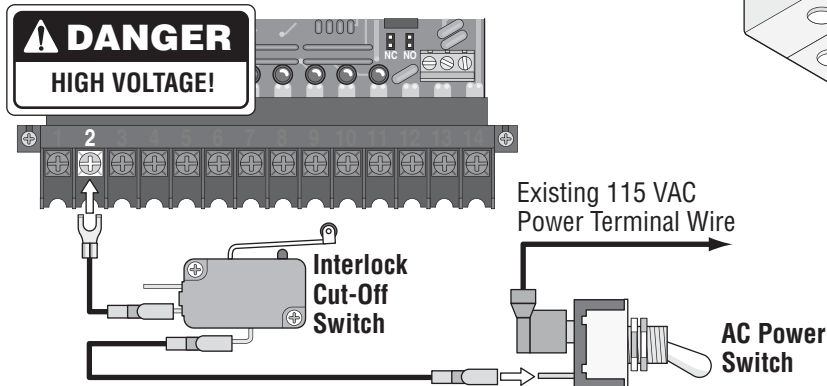


Replace existing single motor pulley with double motor pulley. Align motor pulley with gear reducer pulley.

Mount interlock assembly using existing hardware.



## Wiring Interlock



Replace the existing AC power switch wire connected to terminal #2 with interlock cut-off switch wires.